








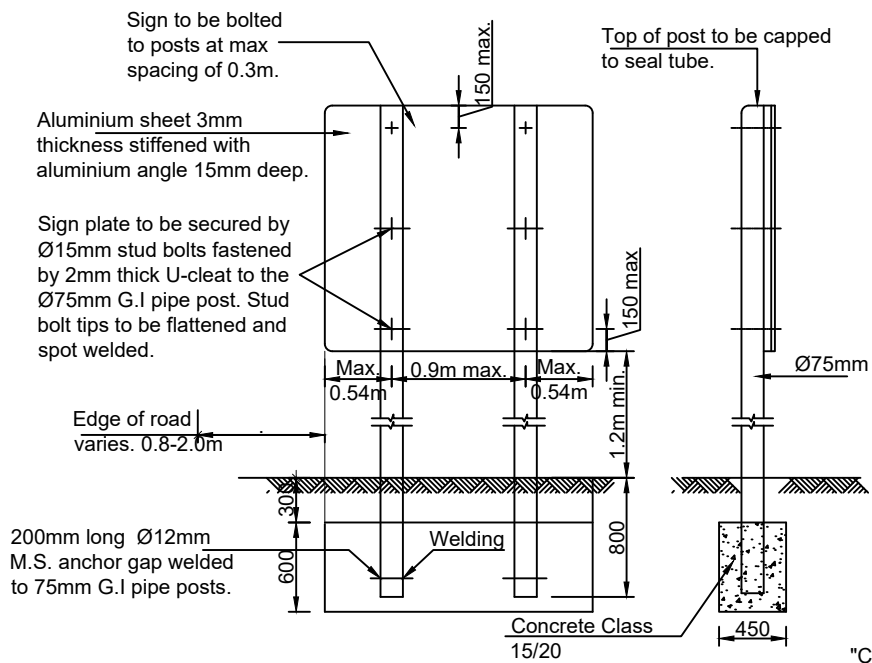
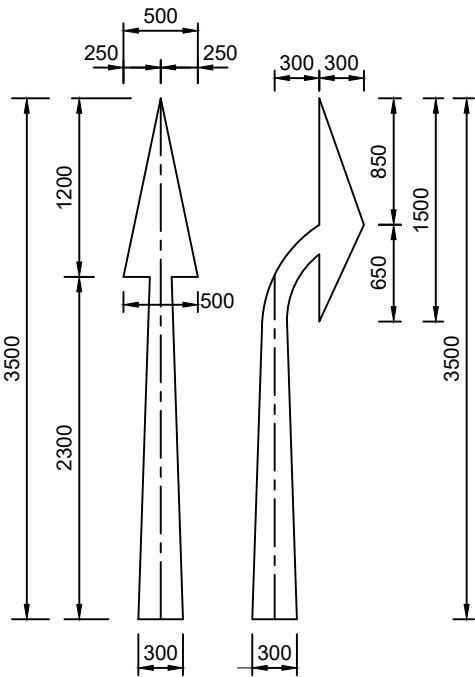


		<80KM/H				≥ 80KM/H			
<b>Centre line</b>	<b>Type</b>	"A"	"B"	"C"	"D"	"A"	"B"	"C"	"D"
Continuous line		-	-	0.1	-	-	-	0.15	-
Double continuous line		-	-	0.1	0.1	-	-	0.1	0.1
Broken line		2.0	6.0	0.1	-	3.0	9.0	0.15	-
Combined line		2.0	6.0	0.1	0.1	3.0	9.0	0.1	0.1

		<80KM/H				≥ 80KM/H			
<b>Centre line</b>	<b>Type</b>	"A"	"B"	"C"	"D"	"A"	"B"	"C"	"D"
Broken line		2.0	6.0	0.1	-	3.0	9.0	0.15	-
Continuous line		-	-	0.1	-	-	-	0.15	-
<b>Edge marking</b>	<b>Type</b>	"A"	"B"	"C"	"D"	"A"	"B"	"C"	"D"
Continuous line		-	-	0.1	-	-	-	0.15	-
Broken line		2.0	2.0	0.1	-	2.0	2.0	0.15	-
<b>Climbing lane marking</b>	<b>Type</b>	"A"	"B"	"C"	"D"	"A"	"B"	"C"	"D"
Broken line		2.0	2.0	0.2	-	2.0	2.0	0.2	-




## Standard Sign Details

Scale 1:50

**NOTES:**

1. All dimensions are in millimetres unless otherwise specified
2. G.I pipe post diameter 75mm for all type of signs. number of posts varies according to the size of sign.
3. Where posts are of different length footings to be stepped at point midway between posts to give 0.3m cover of soil at posts.
4. Footings to be class 15/20 concrete.
5. For a single post the size of the foundation will be 0.9x0.5x0.45m.
6. For three posts the size of the foundation will be 2.7m x 0.6m x 0.45m.
7. The size of foundation for prohibitory, warning, mandatory and priority signs will be 0.45m x 0.45m x 0.45m.
8. Where possible the lower edge of the sign should be mounted between 0.9m and 1.5m above the highest point of the carriageway along the side.

NO.	AMENDMENTS	DATE	CLIENT:			STANDARD ANCILLARY DRAWINGS	Standard Road Sign and Marking Details			
			 REPUBLIC OF KENYA MINISTRY OF ROADS AND TRANSPORT P.O. BOX 30260-00100 NAIROBI				DRAWING NO.: WSCM/85/1/01			
								Date: Jan. 2024	Scale: 1:50	Sheet No.: 1/1